


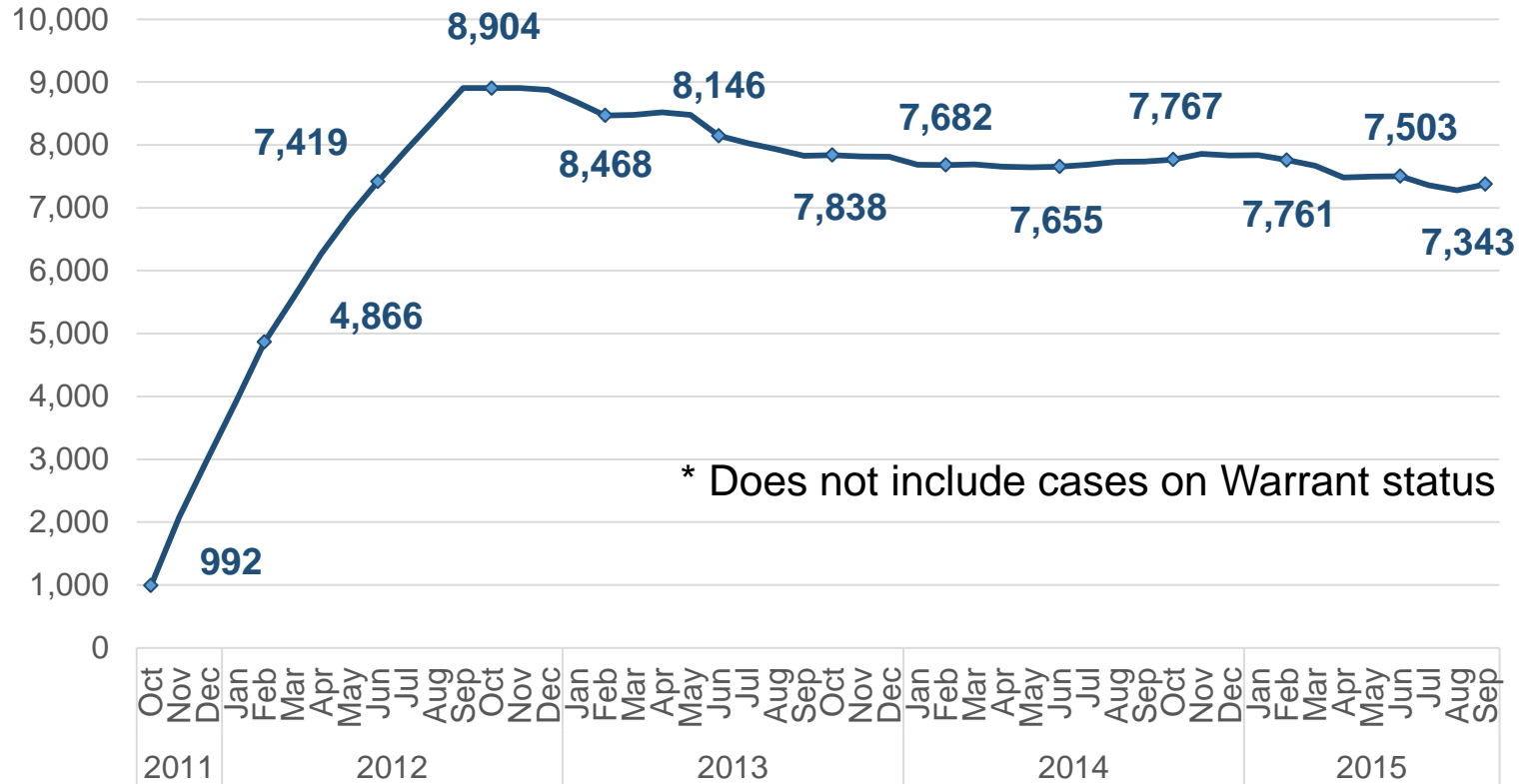
# Los Angeles County Probation Department

AB 109 Quarterly Report – February 23, 2016



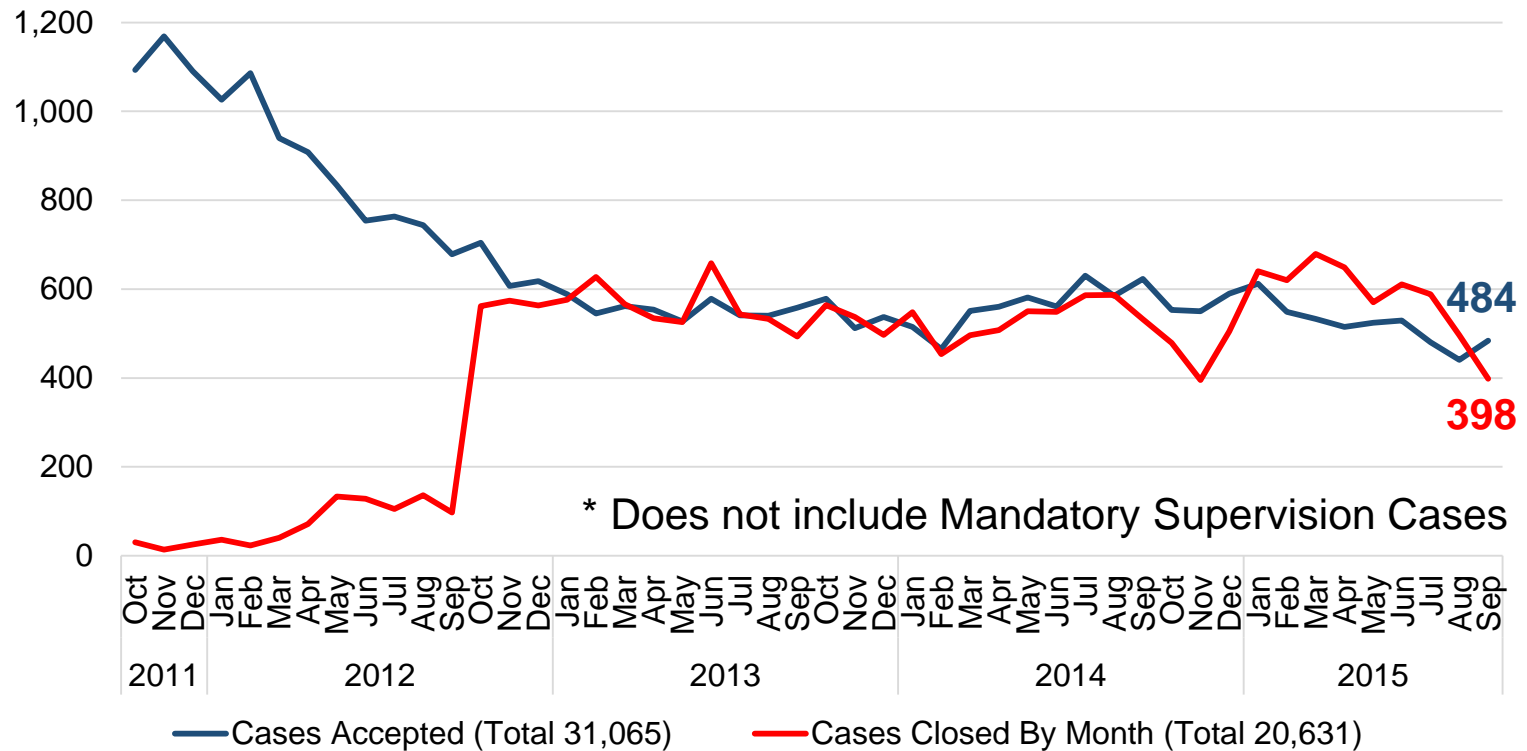


# Active Cases - PRCS, Prop 36, & Splits October 2011 through September 30, 2015





# PRCS\* Cases Accepted vs Closed October 2011 through September 30, 2015





# AB 109 Population Snapshot on September 30, 2015

Action	Population			Grand Total
	PSPs	Prop 36	N3 Splits	
Total Cases Accepted	30,824	241	1,815	32,880
Total Cases Closed	20,458	173	669	21,300
Cases Serving Custody Portion		0	595	595
Outstanding Warrants <sup>1</sup>	2,115	18	106	2,239
Deported	1,399	4	0	1,403
<b>Active Cases</b>	<b>6,852</b>	<b>46</b>	<b>445</b>	<b>7,343</b>

<sup>1</sup> Does not include Warrants issued for deported clients.

<sup>2</sup> PRCS case accepted in LA County; client deported.

<sup>3</sup> Not to be confused with Prop 36 of 2000 for low level drug offenses. Prop 36 of 2012 authorizes resentencing for offenders currently serving life sentences for 3<sup>rd</sup> Strike convictions

<sup>4</sup> N3 Split cases may have multiple concurrent cases

*All data in the table above was compiled using Probation Systems*



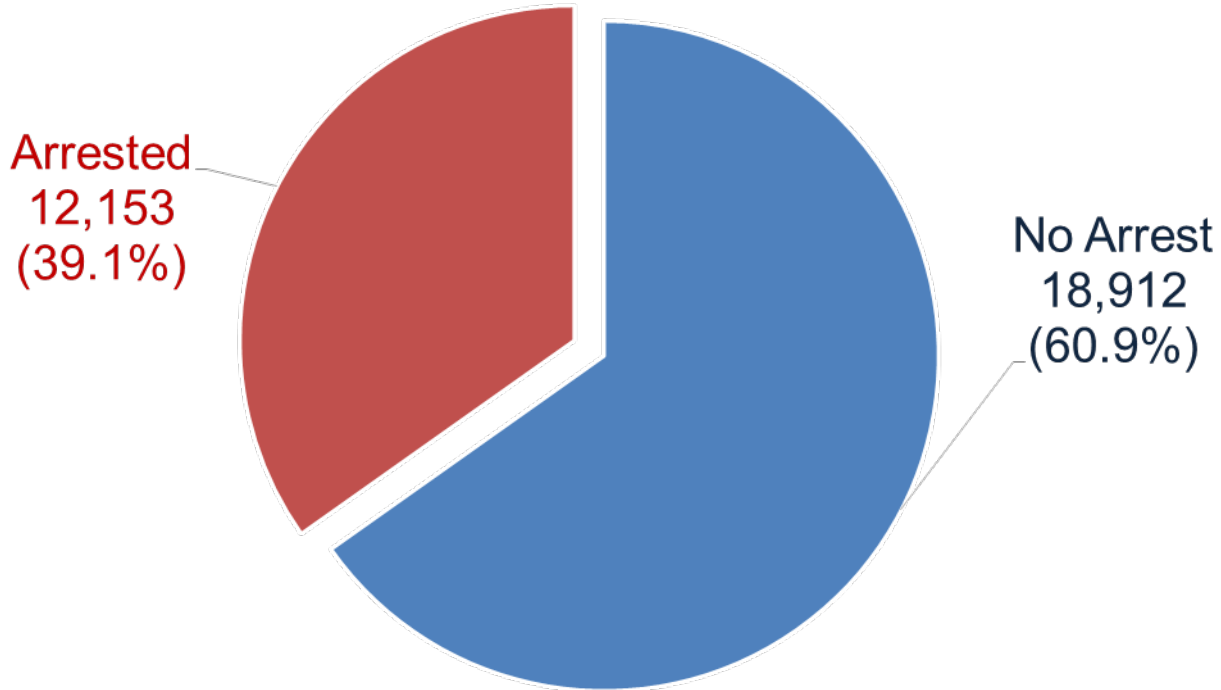
# PRCS Terminations

From Program Inception through September 30, 2015

Type of Termination	Count	% of Closed
Successful Termination	12,408	60.1%
Termination Due to a New Criminal Conviction	5,007	24.3%
Other Terminations (transfers, fatalities, etc.)	2,131	10.3%
Prop 47 - Reduced and Terminated From Supervision	1,085	5.3%
Total	20,631	100%



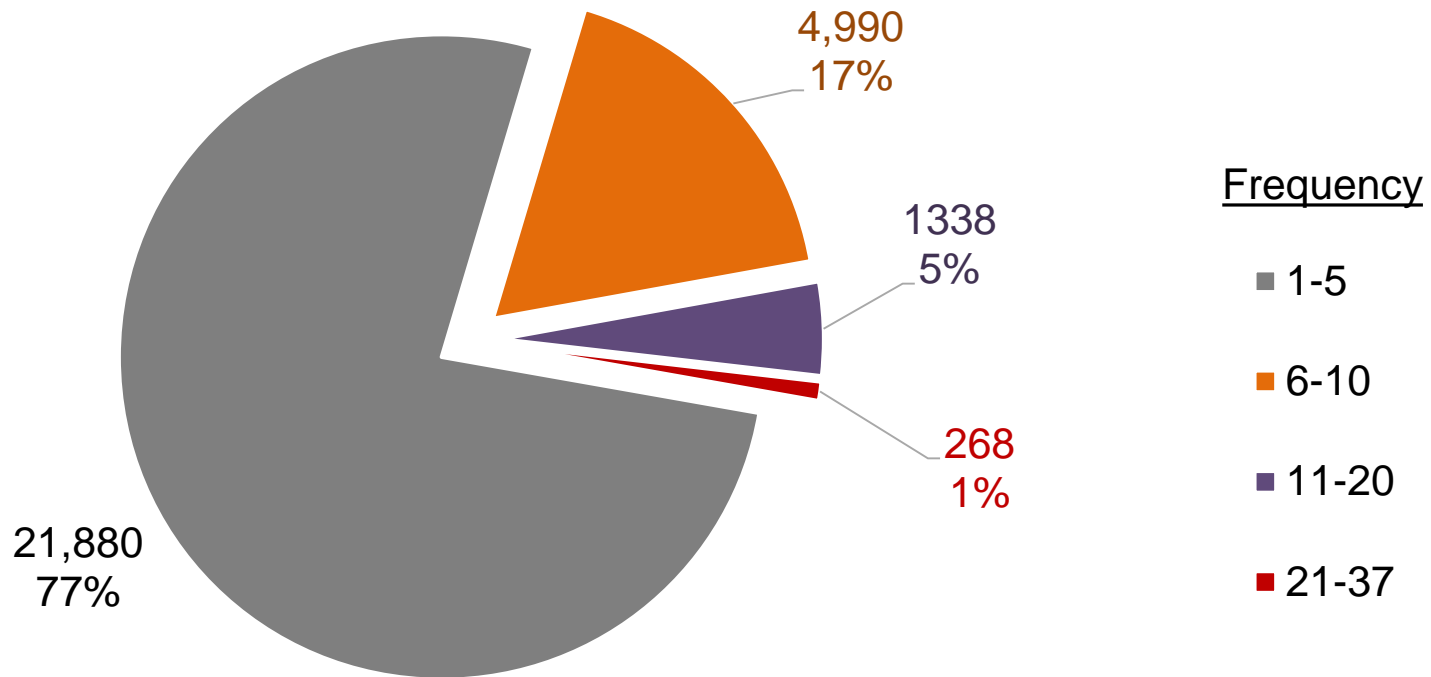
## Cases with Arrest for Felony/Misdemeanor



31,065 total PRCS cases accepted as of September 30, 2015 (excludes split sentences); of which 12,153 (39.1%) have at least one arrest for misdemeanor or felony (This does not include incarcerations for Flash or technical violations).

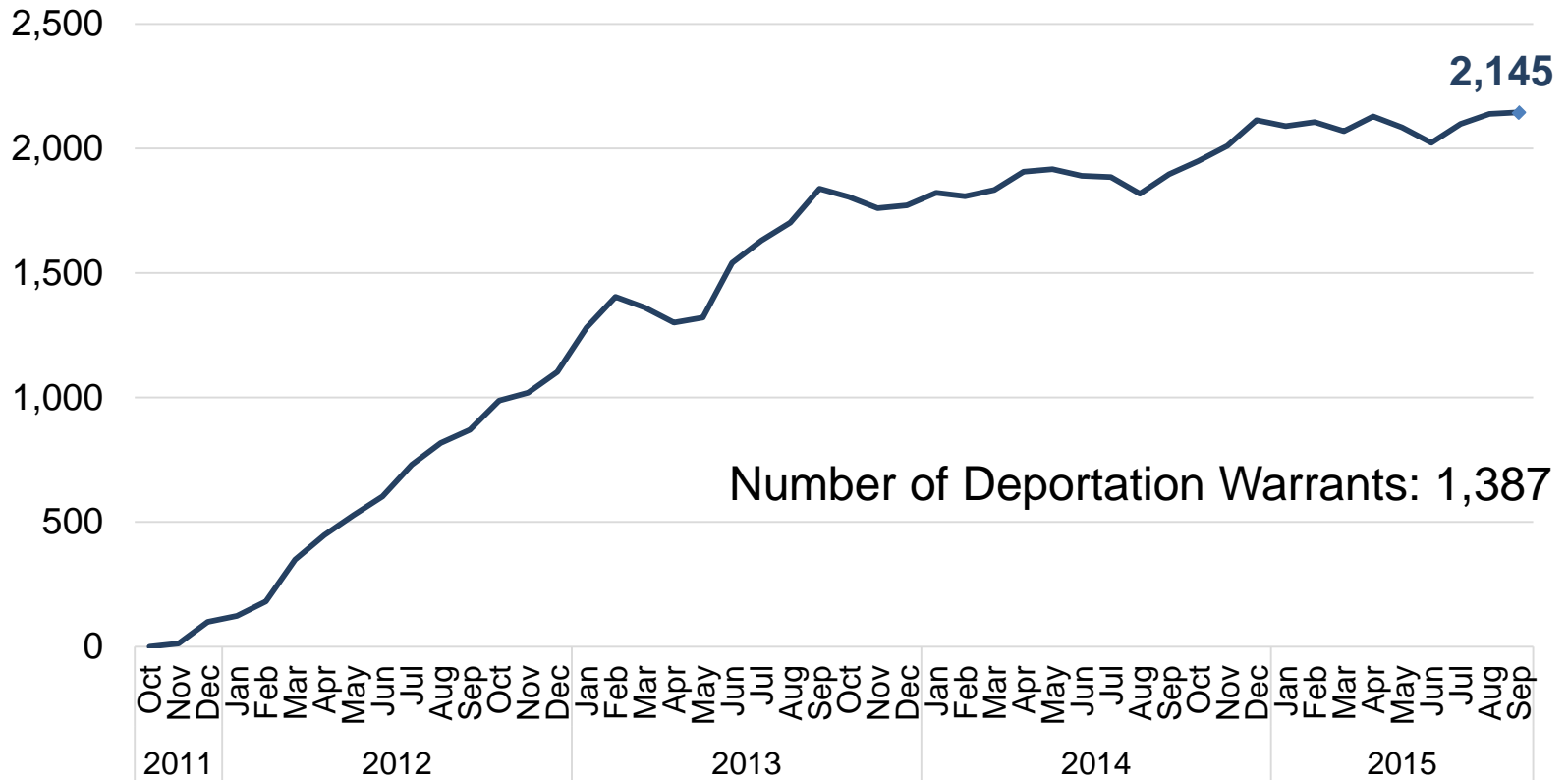


# Arrests by Frequency





# Active PRCS & Prop 36 Warrants at End of Month - Excludes Deportation Warrants







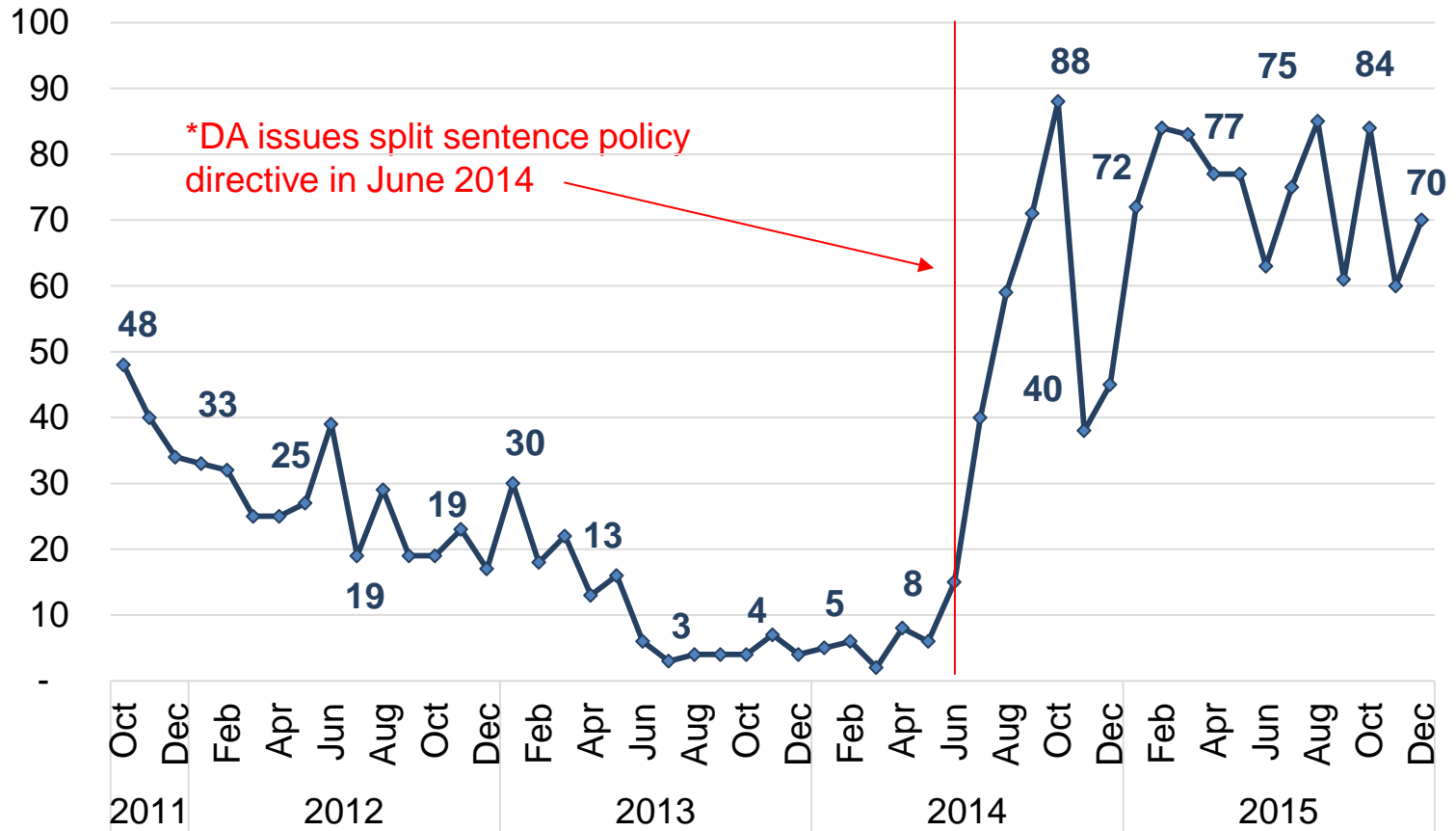
# Proposition 47

The Probation Department is experiencing a decrease in the number of AB 109 cases due to Proposition 47:

Proposition 47 Dispositions on September 30, 2015	Count
Reduced and Terminated prior to release from CDCR	286
Reduced and Terminated from Supervision	1,085
<b>Total AB 109 Prop 47 Reduction and Terminated</b>	<b>1,371</b>



# Split Sentences by Month





## FY 2015/2016 Performance Measure: Pre-Release Center

**Goal:** Ensure that 95% of cases that are identified as possibly requiring mental health or medical services, upon release from CDCR custody, are referred to these co-located staff for review of records and recommendations for services upon release.

**Status:** The Department is currently meeting the PRC key goal/objective. During FY 2015/16 Q1, all (100%) identified cases requiring a mental health assessment (n=97) or medical services screening (n=232) were referred to DMH and DHS, respectively.



## FY 2015/2016 Performance Measure: HUB/Custody Liaison (CRRC)

**Goal:** Ensure that at least 80% of Split Sentenced supervised persons in LASD custody will be oriented by CRRC staff within 60 days of their anticipated release from custody.

**Status:** The Department is currently meeting the HUB/CRRC key goal/objective. During FY 2015/16 Q1, the Department assessed and oriented 94% of the split-sentenced supervised persons within 60 days of their anticipated release date.



## FY 2015/2016 Performance Measure: Direct Supervision

**Goal #1:** Increase the number of LS/CMI risk assessments completed by supervision DPOs to 400 per month.

**Status:** The Department is making progress towards the goal. During FY 2015/16 Q1, Supervision DPOs completed approximately 227 LS/CMI risk assessments per month. This represents an increase from the FY 2014/15, which averaged 53 LS/CMI risk assessments per month.



## FY 2015/2016 Performance Measure: Direct Supervision

**Goal #2:** Increase the number of case management plans completed by supervision DPOs to 450 per month.

**Status:** The Department is currently meeting the goal. During FY 2015/16 Q1, Supervision DPOs completed an average of 497 case management plans per month.



## FY 2015/2016 Performance Measure: CBO services

**Goal #1:** Work in cooperation with the contractor to achieve 40% employment rate for all supervised persons reporting to the contractor for assessments and employment services.

**Status:** The Department is currently meeting CBO goal #1. During FY 2015/16 Q1, 132 supervised persons participated in the employment services program. Of these clients, 64 (48%), obtained employment after completing the job assessment and participating in the employment service program.



## FY 2015/2016 Performance Measure: CBO services

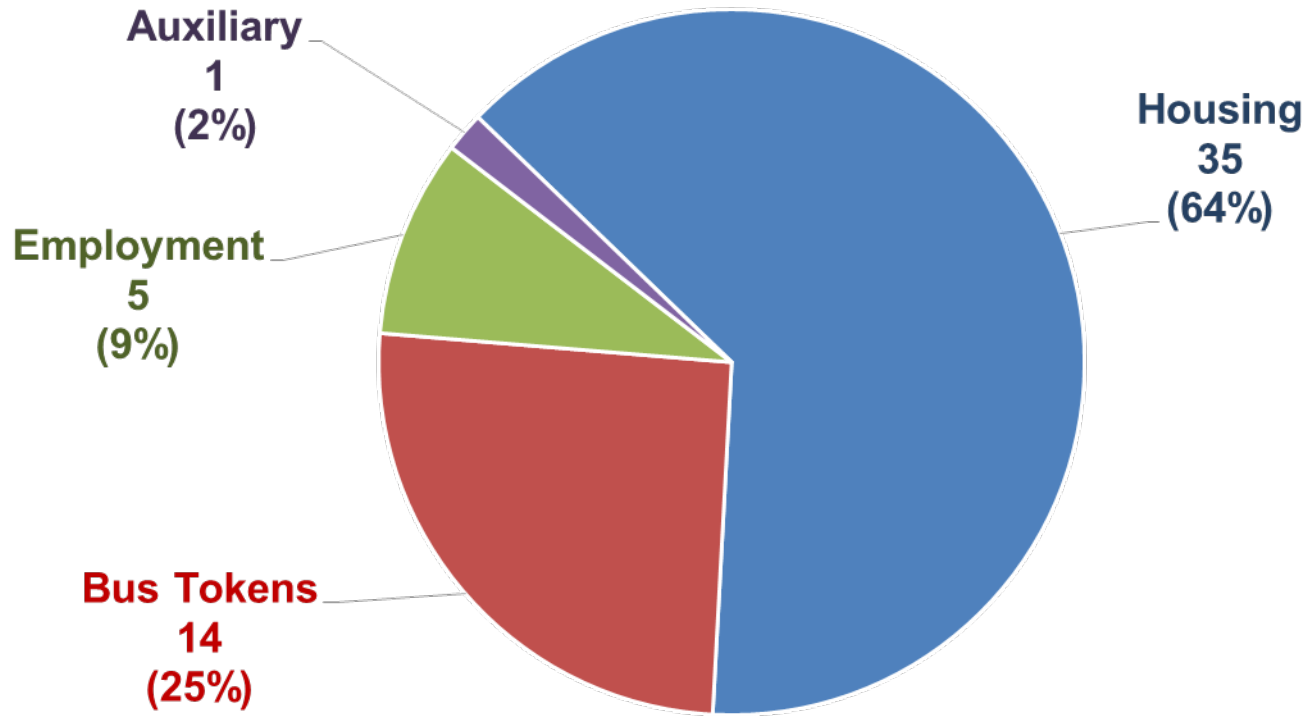
**Goal #2:** Ensure that supervised persons released from CDCR custody who report they are homeless or transient have a housing referral in place upon release from custody.

**Status:** The Department is currently meeting CBO services goal #2. During Q1 FY 2015/16, 180 CDCR inmates who indicated they would be homeless or transient. The Department arranged for temporary housing for all of these cases (100%) upon their release from custody.





# Services Rendered After Case Closed (Prop 47 & Back on Track LA)



# County of Los Angeles Department of Mental Health





## Year To Date:

- DMH served 2,837 unique AB 109 clients in all levels of mental health care including outpatient services, IMD Step-Down, IMD, State Hospital, and acute inpatient psychiatric units during Quarter 1 of Fiscal Year (FY) 2015-16.

## Year To Date:

- DMH completed a quality assurance review of AB 109 mental health contract providers during the first quarter of fiscal year 15-16. The review included six (6) contract monitoring visits and client satisfaction surveys for outpatient programs. Quality assurance reviews will be completed for contract providers at 22 locations (10 per site) by the end of the fiscal year.

## Year To Date:

A specialized mental health training curriculum was developed for AB 109 providers with six specialized AB109 trainings scheduled incorporating evidence-based practices (EBPs), commencing September, 2015. One training was completed in the first quarter.

- September 10, 2015: Critical Time Intervention (CIT)

Upcoming trainings for this fiscal year include:

- Breaking the Chains of Incarceration and Jail In-Reach and Post Release Community Services
- Assessment and Treatment of Antisocial Personality Disorders
- Risk, Needs, Responsivity Model of Offender Rehabilitation
- Treating Sex Offenders
- Moral Reconation Therapy

## Year To Date:

- DMH is collaborating with the Sheriff's Department to implement a pilot project for an in-custody mental health residential treatment facility for AB 109 inmates 60-90 days prior to release. Funding is for one year. The goal is to identify eligible male N3 inmates with mental illness who are at low security risk and are stable enough to complete the remaining 60-90 days of their sentence in a secure 42 bed community-based IMD Step-down facility.

## Year To Date:

- DMH expanded the Co-Occurring Integrated Network (COIN) program at AVRC in collaboration with DPH by accepting referrals from community mental health providers as well as Revocation Court. COIN addresses the needs of AB 109 Post-release Supervised Persons (PSP) who have a co-occurring chronic substance use disorder (SUD) and severe, persistent mental illness. COIN provides integrated SUD and mental health treatment and follows the traditional Drug Court model. The program provided services to 15 unique clients during the first quarter.

## Year To Date:

- 228 of Men's Jail Mental Health Services (JMHS) clients and 46 of Women's JMHS clients participated in community re-entry planning services as evidenced by attendance in jail in-reach groups. In-reach groups are conducted weekly by DMH Jail Mental Health Linkage staff and DMH contract provider staff.



# AB 109 Clients Who Terminated Due To Prop 47 and Continued With Mental Health Services In FY 14-15

Number of unique clients who terminated: 282

- # of clients with at least one episode: 111
- # of clients with at least three episodes: 75

# AB 109 Clients Who Terminated Due To Prop 47 and Continued With Mental Health Services In FY 15-16

Number of unique clients who terminated: 135

- # of clients with at least one episode: 40
- # of clients with at least three episodes: 27



Cynthia A. Harding, M.P.H.  
Interim Director

# Treatment Activity Status Report

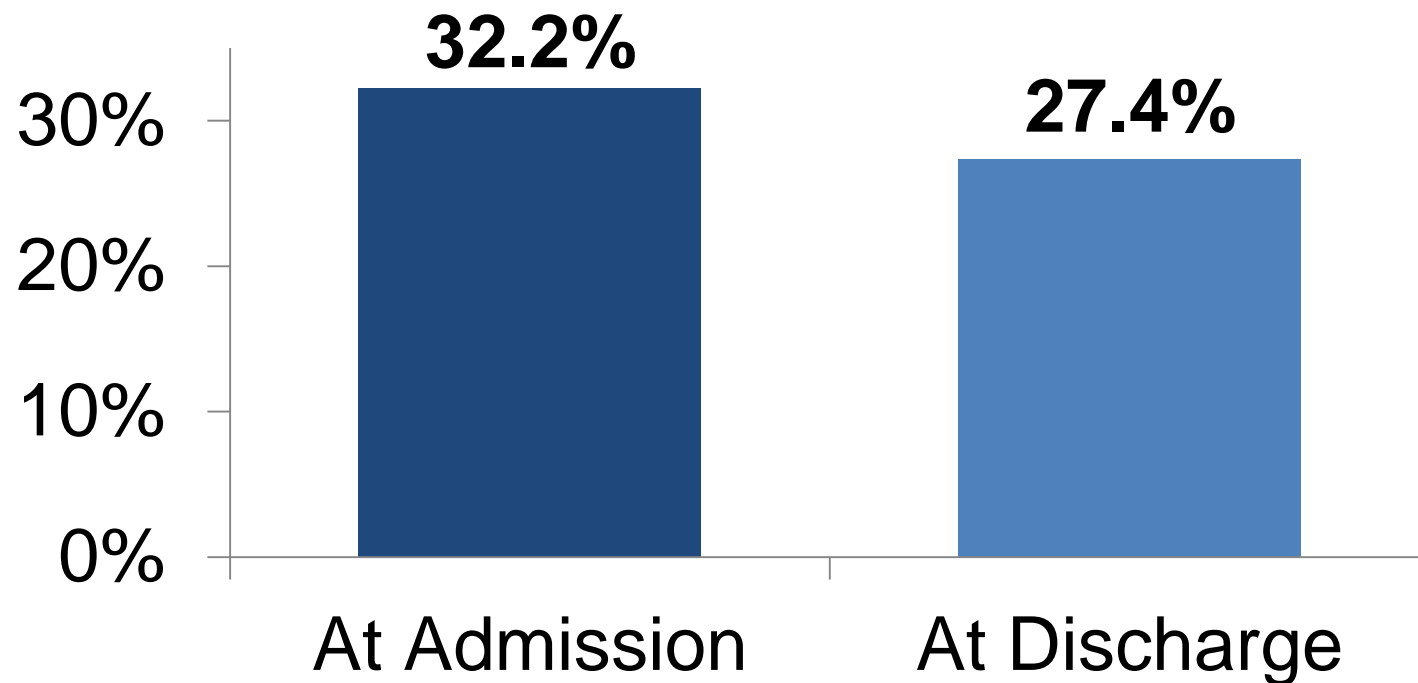
# AB 109 Treatment Activity: July 1, 2015 to September 30, 2015

Treatment Activity	Episodes
Admissions	423
Discharges	385

Note: Data current as of 10/30/2015.

# Life and Health Outcome Measures

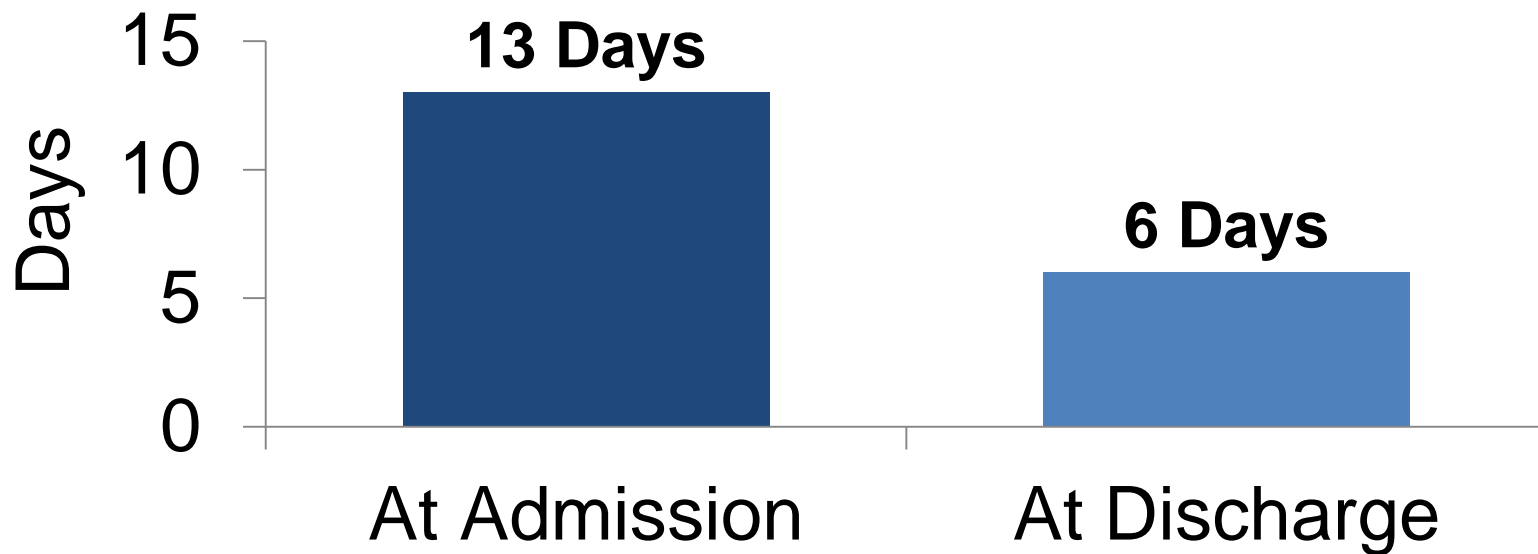
# Outcome: Homelessness (N=385)



Notes:

- 1) Data current as of 10/30/2015.
- 2) Analyzed data on 11/3/2015.
- 3) The differences were statistically significant at 0.05 level.

# Outcome: Primary Substance Use in Last 30 days (N=385)

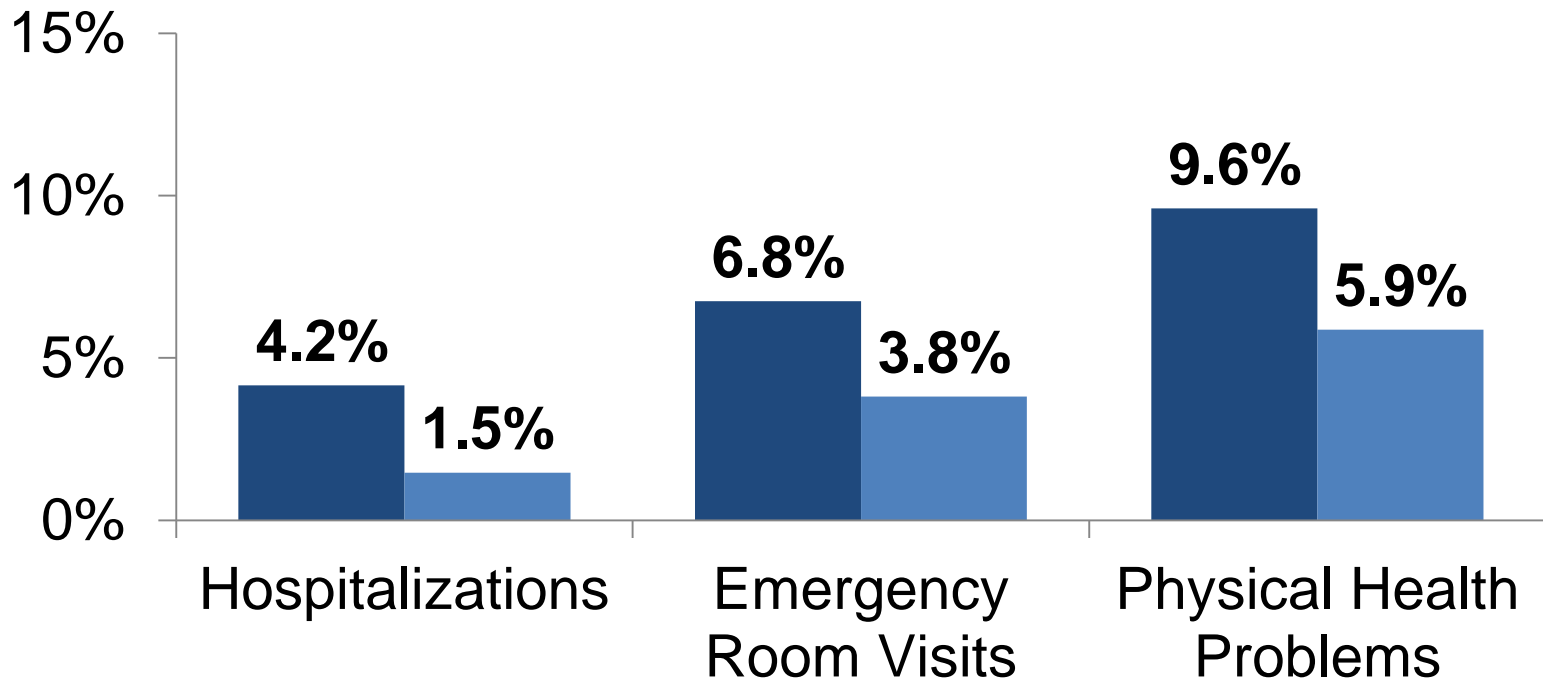


Notes:

- 1) Data current as of 10/30/2015.
- 2) Analyzed data on 11/3/2015.
- 3) The differences were statistically significant at 0.05 level.



# Outcomes: Health Indicators (N=385)



Notes:

- 1) Data current as of 10/30/2015.
- 2) Analyzed data on 11/3/2015.
- 3) The differences were statistically significant at 0.05 level.

■ **At Admission**  
■ **At Discharge**

# Program Updates

# Program Updates

- Launched Substance Treatment and Re-entry Transition (START) Program with Sheriff's Department
- Expanded Substance Use Disorder treatment services





## Inmate Medical Services at LAC+USC Medical Center (July-Sept 2015):

- 367 specialty care visits were provided to N3 patients, including ancillary encounters and 98 Emergency Department visits.
- 50 N3 patients had inpatient admissions with a total of 202 inpatient days. Of those, 38 were admitted to LAC+USC jail ward and 12 were admitted off-ward. Average length of stay was 4.04 days.
- eConsult system has been implemented in the custody setting. From eConsult initiation to date of appointment, average wait time for specialty care visit was 31.75 days.
- Care coordination services were provided for 82 patients with high risk OB/Gyn issues and 63 patients with other conditions, for a total of 145 patients.



## PRCS Medical Care Coordination (July-Sept 2015)

- DHS clinical social worker and registered nurse are co-located at the Probation AB 109 Pre-release Center and review all pre-release packets indicating a medical condition.
- A mechanism has been established for CDCR to upload key portions of medical records to a secure file transfer site for DHS staff to access. Records are uploaded for PSPs designated by CDCR as medium or high risk.
- A total of 455 pre-release packets and 254 CDCR medical records uploads were reviewed by DHS staff in Q1.
- DHS staff monitor ongoing cases of PSPs in the community who are medically high risk (124 cases in July, 192 in Aug, 258 in Sept).



## PRCS Medical Care Coordination (July-Sept 2015)

- DHS care management services were provided for:
  - July 2015: 72 PSPs, including 19 new cases
  - Aug 2015: 88 PSPs, including 17 new cases
  - Sept 2015: 107 PSPs, including 14 new cases
- Examples of care management:
  - Arranging dialysis, housing and transportation to dialysis for a PSP with end stage renal disease.
  - A wheelchair-bound PSP could not access medical care because his Medi-Cal aid code showed that he was still incarcerated. DHS staff worked with DPSS staff to get code changed and the PSP was able to initiate care and apply for SSI benefits.



# PRCS Medically Fragile Pilot Program (July-Sept 2015)

- Aims to leverage DHS' flexible housing subsidy pool (FHSP) to augment payments for Board and Care or other housing for hard-to-place medically fragile PSPs.
- In Q1, DHS staff facilitated placement for 2 PSPs in Board and Care settings, one of which did not require use of the FHSP mechanism, and one which did.
- DHS staff also helped facilitate placement of 2 PSPs in group/transitional homes, one in Recuperative Care, and one in a residential mental health facility.
- Program will expand beyond PRCS population to all AB109 reentry populations.





# Integrated Jail Health Services

## FY 15-16 Goals

- Developing revamped and functional “sick call” system with assistance from two expert correctional health consultants.
- Developing new system for managing inmates in need of acute substance detoxification. Data has been collected and efforts underway to create a specific housing location with dedicated staff.
- Implementing a mechanism and protocol to provide relevant clinical information to a community provider designated by the inmate-patient upon release, to improve transition to care provider in the community.
- Developing mental health services at LASD North County detention center for inmate-patients with moderate to severe mental illness.



# AB109 Community Health Worker Program FY 15-16 Goals

- By the end of FY 15-16, recruit, hire and train a minimum of 10 Community Health Workers.
- Provide inreach in the jail and reentry healthcare navigation for N3 inmates upon release to the community.
- DHS is working with WERC (Worker Education Resource Center) to begin planning the training component of this initiative.
- Curricula to be developed with focus on the service needs of the reentry population and specifically the N3 population.
- An inreach tracking tool is being developed so inreach activities can be better tracked, coordinated and evaluated.

# Los Angeles County Sheriff's Department





# LA County - PAL Warrants

Absconder Info as of September 30, 2015

Based On Data From CWS

## ACTIVE WARRANTS

Warrant Type	Count
Active Warrants (LASD Areas)	338
Active Warrants (Other Agencies)	330
Active Warrants (LAPD)	551
Active Warrants (Transient, Unknown Last Location)	239
Active Warrants (Out of County)	121
<b>Total Workable Warrants</b>	<b>1,579</b>

## REPEAT ABSCONDERS

# Warrants Issued (Based on CII)	# PSPs
14 Warrants Issued	2
13 Warrants Issued	3
12 Warrants Issued	4
11 Warrants Issued	19
10 Warrants Issued	32
9 Warrants Issued	49
8 Warrants Issued	114
7 Warrants Issued	210
6 Warrants Issued	347
5 Warrants Issued	538



# Parole Compliance Team Stats

## Yearly Comparison as of September 30, 2015

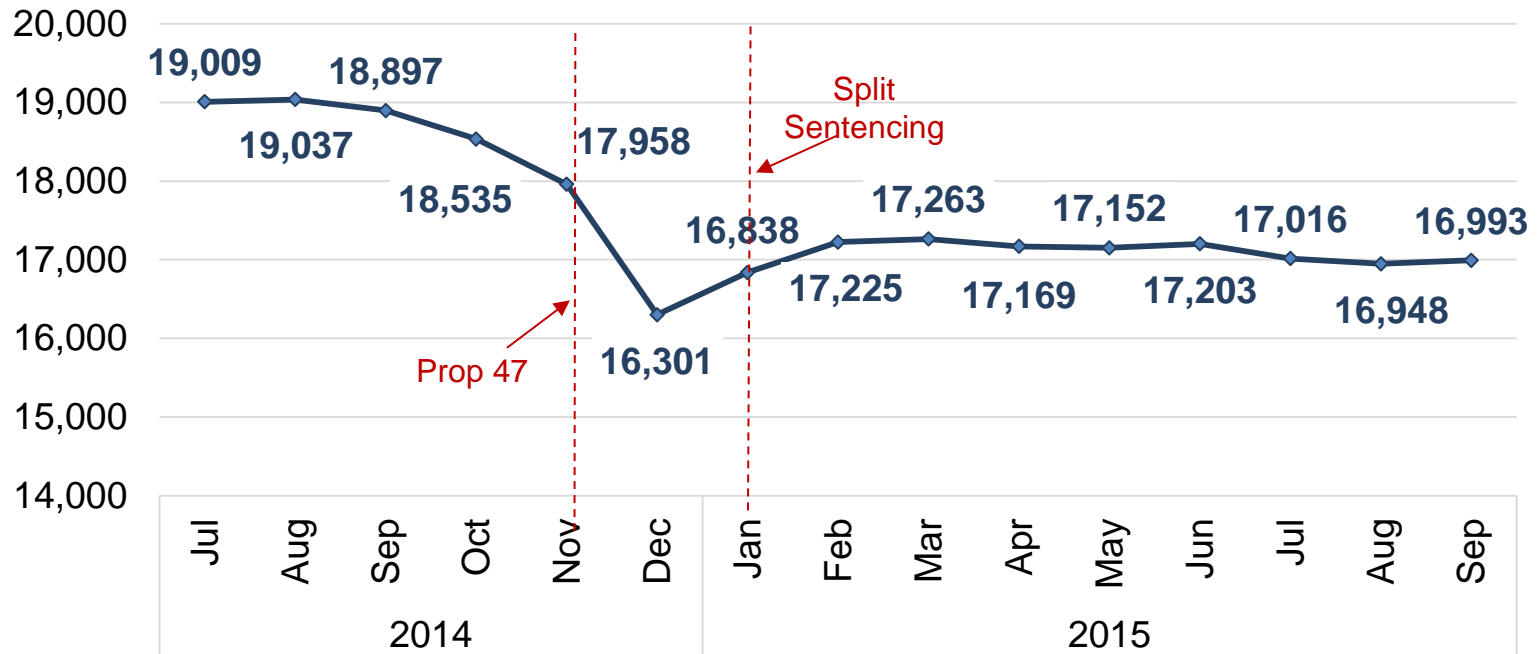
	2011	2012	2013	2014	2015 Through 09/30/15	Total Since Inception
PSP Arrests	9	343	455	157	32	996
PSP PAL Arrests	3	56	233	341	304	937
Other Arrests	156	887	337	251	109	1,740
PAL Arrests	9	49	39	22	32	151
Firearms Seized	28	149	138	121	14	450
Compliance Checks Conducted	98	1,406	1,119	457	155	3,235
No Show Locations	167	199	24	24	56	470
Address Verifications	258	1,265	731	966	1,005	4,225
Field Interview Reports	505	5,536	4,199	2,816	1,506	14,562



# Population Overview



# Population in Jail Beds: July 1, 2014 through September 30, 2015



In August 2015 the early release percentage changed from 90% to 70% for TCS inmates. Inmates sentenced to less than 90 days were immediately released. AB109 sentenced inmates and those with M7 charges continued to serve 100% of their sentences.



# Population Management Strategies





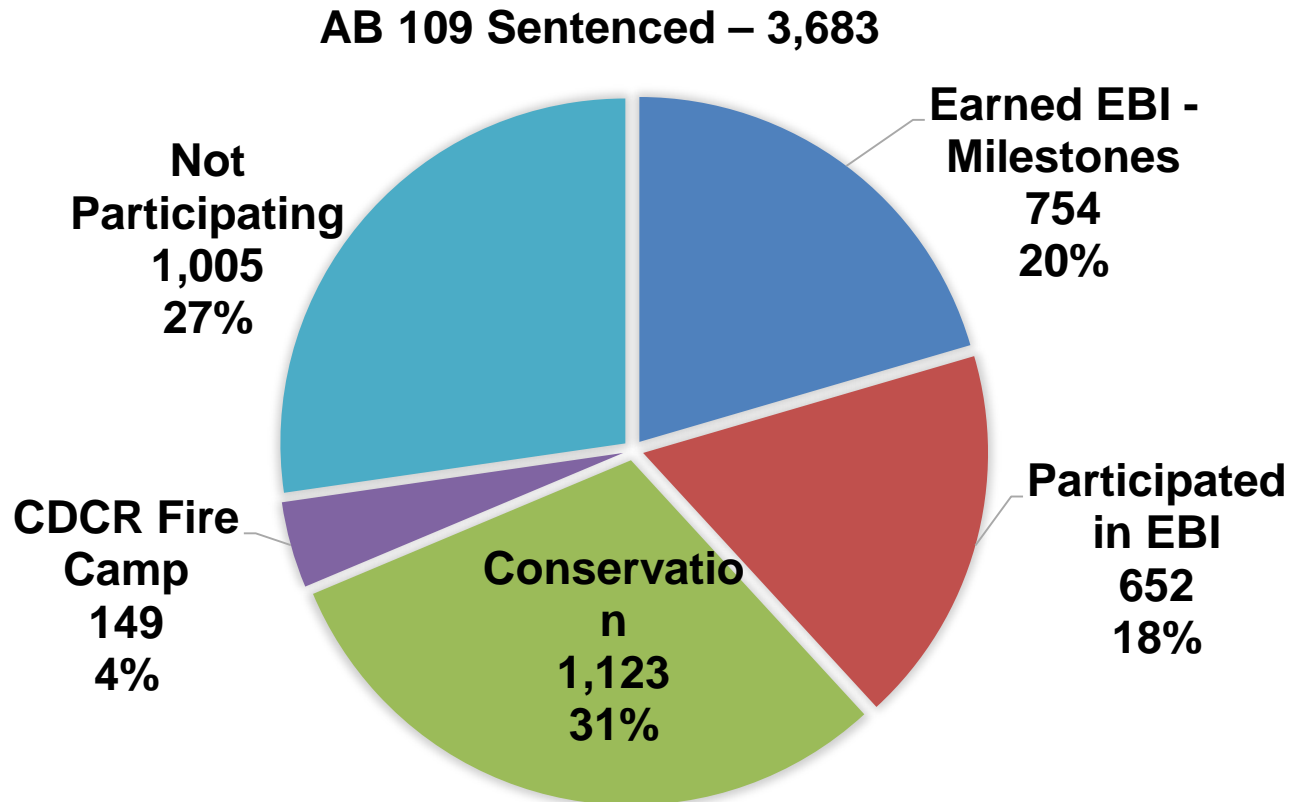
# Population Management Strategies

## Credit Earning Programs

Program	Penal Code	Credit Earned	Qualifying
Good Time/ Work Time	4019 PC	Day-for-Day (1:1)	All Sentenced Inmates
Conservation Work Program	4019.1 PC	One and One-half for One (1.5:1)	All Sentenced Inmates
Fire Camp	4019.2 PC	Two for One (2:1)	AB 109 Sentenced Inmates
Milestone	4019.4 PC	Up to 6 weeks per year	AB 109 Sentenced Inmates



# Population Management Strategies Program Participation





# Population Management Strategies

## Alternatives to Custody – Treatment Programs

July– September 2015	Total Placed on ATC	Failed To Complete The Program	Completed Program	Year to Date ATC Placed
Veteran Program	3	0	1*	3
Transitional Case Management (HIV Program)	1	1*	2*	8
Male Program	0	0	0	4
Female Project	15	1*	16*	68
Women with Children	0	0	1*	3
START (Women)**	13	4*	4*	28
<b>TOTALS:</b>	<b>32</b>	<b>6*</b>	<b>24*</b>	<b>102</b>

\* Several of the participants who completed the ATC program or failed to complete the ATC program during this period were placed in the program during the prior Quarter.



# Re-entry Services



# Re-entry Services Vital Records Program

<b>Birth Certificate Requests (Through September 2015)</b>	<b>2013</b>	<b>2014</b>	<b>2015</b>	<b>Total</b>
Total Birth Certificates Issued	2	109	315	426
Total Birth Certificate Requests Unable To Process	8	24	20	52
Total Pending Birth Certificate Requests	0	0	168	168
<b>Total Birth Certificates Requested</b>	<b>10</b>	<b>133</b>	<b>503</b>	<b>646</b>

<b>DMV Identification Card Requests (Through September 2015)</b>	<b>2013</b>	<b>2014</b>	<b>2015</b>	<b>Total</b>
DMV Identification Card Requested	N/A	483	578	1,061
DMV Identification Card Issued	N/A	122	347	469
DMV Identification Card Requests Unable to Process	N/A	361	219	580



# Re-entry Services

## Benefit Enrollment Affordable Care Act (ACA)

Activity	Jul	Aug	Sep	Total
Direct inmate contact/In-Reach	483	867	716	2,066
Applications cleared by DPSS	287	322	251	860*
Applications in queue	1	0	1	2
Applications approved by DPSS	286	322	250	860*
Benefits received	174	175	153	502*
Benefits denied	2	4	1	8*

\* Number includes applications processed after September 30, 2015.



# Re-entry Services

## Community Re-Entry & Resource Center (CRRC)

Total Individuals Contacted in Release Areas	Jul	Aug	Sep	Total
Total Contacts Made at IRC Release Area	1,551	1,296	1,098	3,945
Total Individuals Requesting Services - CRRC Window	669	688	586	1,943

Total CRRC Window - Services Provided*	Jul	Aug	Sep	Total
LASD Community Transition Unit	1,036	1,042	883	2,961
Los Angeles County Department of Mental Health	344	359	291	994
County of Los Angeles Department of Public Health	326	248	193	767
County of Los Angeles Probation Department	231	263	220	714
Department of Public Social Services	396	450	334	1,180
HealthRight360	123	43	105	271
Volunteers of America	130	73	29	232

\*Individuals seeking services at the CRRC Windows often receive multiple services from the various providers. They also return days and/or weeks after release or phone the CRRC for services.



# Questions?

