


Los Angeles County Probation Department

AB109 Update – May 13, 2014

Jerry E. Powers, Chief Probation Officer





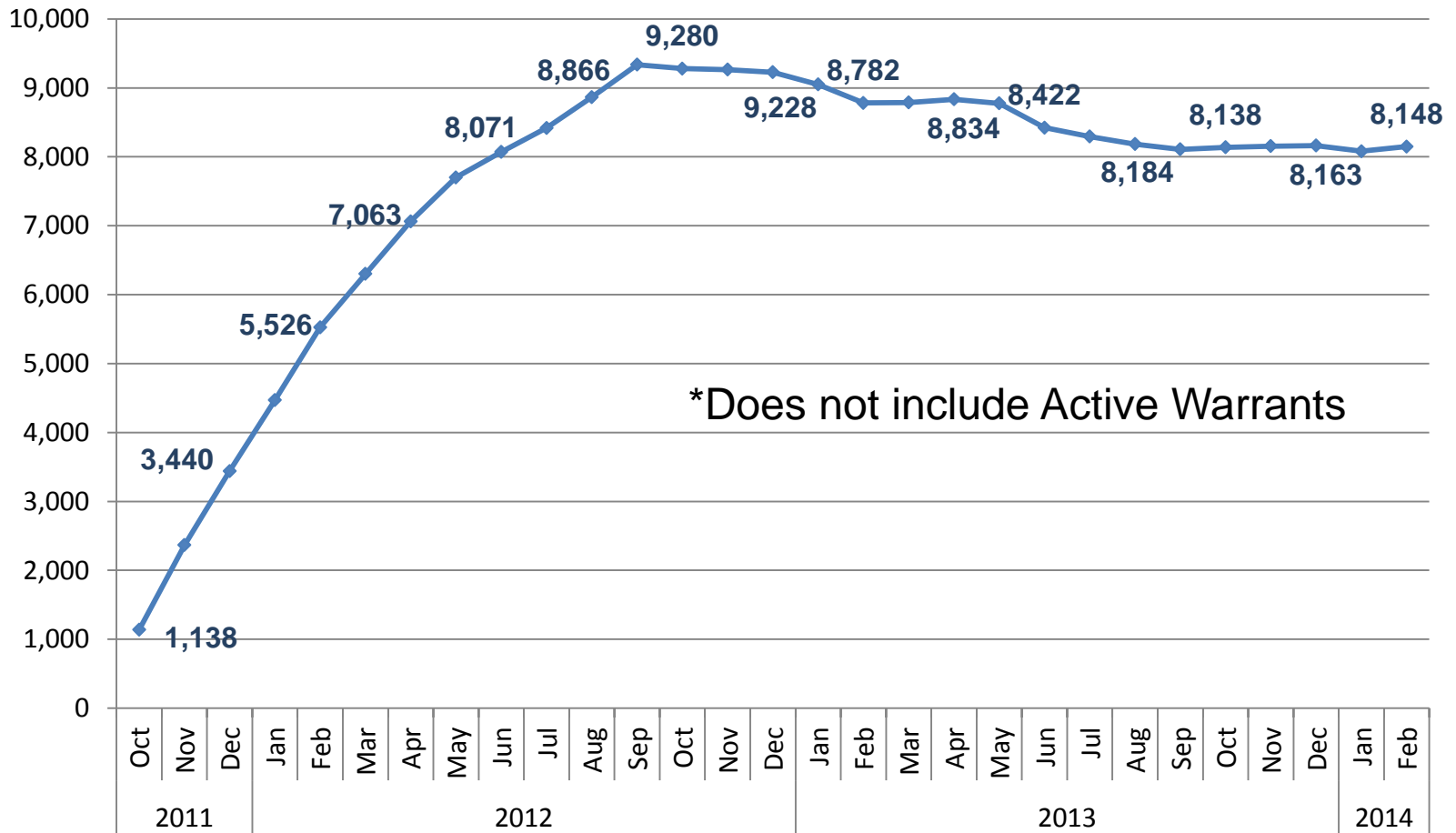
Outline

- Probation Updates
- Departmental Responses
 - Department of Mental Health
 - Department of Public Health/SAPC
 - Los Angeles County Sheriff's Department
- Questions



PRCS Actuals – Active Cases*

October 2011 through February 28, 2014





PRCS Population

February 28, 2014 Snapshot

Action	Count of PSPs
Total Cases Accepted	20,944
Total Cases Closed	9,861
Outstanding Warrants ¹	1,859
Deported ²	1,076
Active Cases	8,148

¹ Does not include Warrants issued for deported PSPs.

² PRCS case accepted; PSP deported.

Snapshot of totals per APS.



Mandatory Supervision Population

February 28, 2014 Snapshot

Action	Count of N3 Splits
Total Cases Accepted	603
Total Cases Closed	307
Serving Custody Portion	77
Outstanding Warrants	39
Active Cases	180



Prop 36 Population (Subset of PRCS Population)

February 28, 2014 Snapshot

Action	Count of Prop 36 ¹
Total Cases Accepted	82
Total Cases Closed	8
Serving Custody Portion	8
Outstanding Warrants	5
Deported ²	1
Active Cases	60

- 1 Subset of PSP figures. Not to be confused with Prop 36 of 2000 for low level drug offenses. Prop 36 of 2012 authorizes resentencing for offenders currently serving life sentences for 3rd Strike convictions
- 2 PRCS case accepted; PSP deported.



PRCS Population

October 2011 through February 28, 2014

Action	Population			
	PSPs	N3 Splits	Prop 36 ³	Grand Total
Total Cases Accepted	20,944	603	82	21,547
Total Cases Closed	9,861	307	8	10,168
Serving Custody Portion		77	8	77
Outstanding Warrants	1,859 ¹	39	5	1,898
Deported ²	1,076	0	1	1,076
Active Cases	8,148	180	60	8,328

¹ Does not include Warrants issued for deported PSPs. Snapshot of totals per APS 3/3/14 list.

² PRCS case accepted; PSP deported. Includes 58 deportations for 29 PSPs (deported twice).

³ Subset of PSP figures. Not to be confused with Prop 36 of 2000 for low level drug offenses. Prop 36 of 2012 authorizes resentencing for offenders currently serving life sentences for 3rd Strike convictions



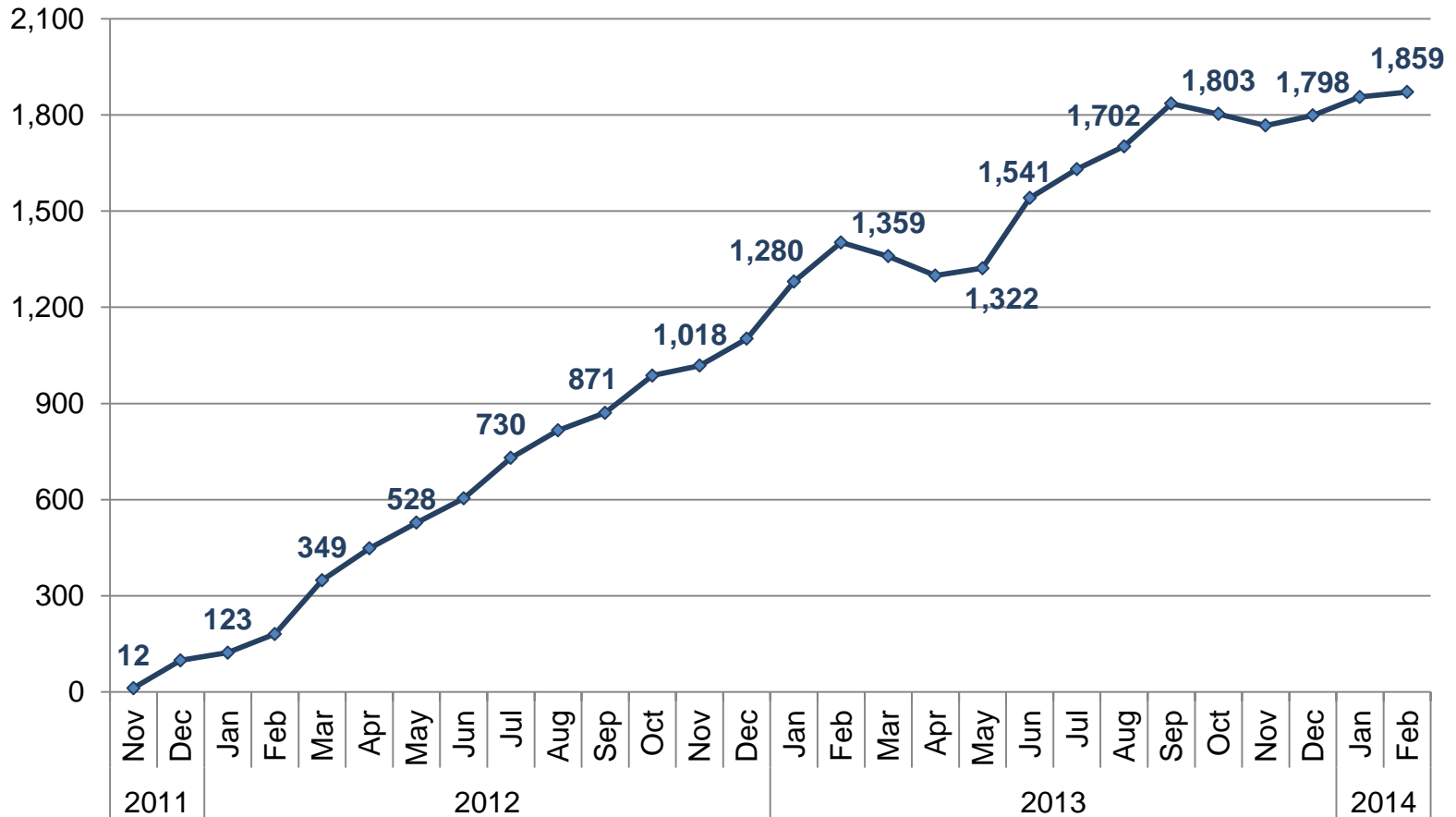
PRCS Terminations

	Total
Total Terminations	9,861
Successful Termination	6,210
State Prison / LA Superior Court Case	2,206
Transfer - Outgoing PC 1203.9	505
Transferred to Parole (DAPO)	443
County Jail / LA Superior Court Case	185
State Prison / Non-LA Superior Court Case	140
Deceased	134
Administrative Error - Not a CDCR Case	21
Appeal Granted - Conviction Overturned	9
County Jail / Non-LA Superior Court Case	6
Terminated - Court Ordered	2



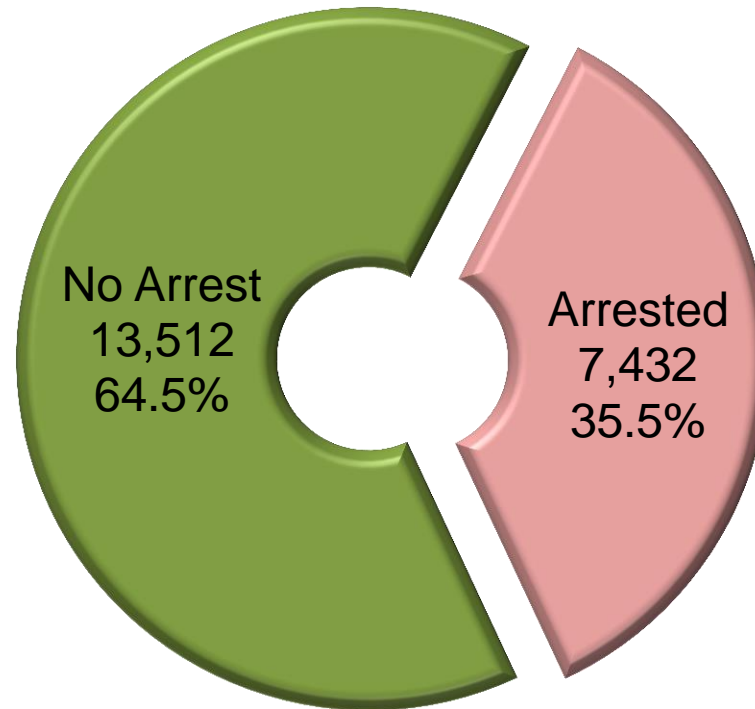
Total Active Warrants

Excludes Deportations





Arrests



20,944 total PRCS cases accepted as of February 28, 2014; of which 7,432 (35.5%) have at least one arrest for misdemeanor or felony (does not include incarcerations for flash or technical violations).



Other Issues



Department's Responses

Los Angeles County Department of Mental Health





Compliant in DMH

Since the inception of AB 109, the total number of Post Released Supervised Persons (PSPs) who are/were compliant with Probation's mental health treatment condition (X85) is 2,777. The table reflects the number of compliant PSPs with mental health treatment who have been arrested for a new charge of misdemeanor or felony while in treatment.

	Total number of PSPs Compliant with Mental Health Treatment Conditions	Percentage
Total	2,777	
Arrested for a New Charge	733	26%
No Re-Arrest	2,044	74%

Substance Abuse Prevention and Control



SUD Non-compliance Rates in Other County Jurisdictions

- The definitions and focus of outcome measures in California counties vary for AB 109 Substance Use Disorder (SUD) treatment.
- Although Los Angeles County tracks treatment engagement and completion rates, neighboring counties have different outcome criteria:
 - Orange County focuses on motivation in SUD treatment
 - Riverside County focuses on SUD treatment completion
 - San Diego County focuses on SUD treatment retention

Strategies to Address SUD Non-compliance Rates

Year 3 performance strategies:

- Increase treatment engagement and retention through training;
- Process Improvement Pilot Project; and
- Expand treatment provider network and types of treatment services available.

Updates

- Expansion of the Co-Occurring Integrated-Care Network at the Antelope Valley Rehabilitation Centers.
- Inclusion of Residential Medical Detoxification services to treatment service continuum.

Los Angeles County Sheriff's Department





LA County - PAL Warrants

ABSCONDER INFO:	COUNT
Active Warrants - LASD Areas	296
Active Warrants - Other Agencies	299
Active Warrants - LAPD	487
Active Warrants - Unknown	352
Active Warrants - Out of County	64
Active Warrants - Known Deported	923
Active Warrants - Denied Extradition	206
Total Active Warrants	2,627

LASD Warrant Responsibility	595
Current Month	80
>30 Days	117
>60 Days	72
>90 Days	487
>120 Days	278

REPEAT ABSCONDERS

# Warrants Issued (based on CII)	# PSPs
7 PSP PAL Warrants Issued	2
6 PSP PAL Warrants Issued	8
5 PSP PAL Warrants Issued	52
4 PSP PAL Warrants Issued	194
3 PSP PAL Warrants Issued	544
2 PSP PAL Warrants Issued	1,404

Absconder info is as of 2/28/14 and is based on data from CWS



Absconder Team Efforts

As of 02/28/14:

Arrest Type	Weekly Total	Monthly Total	2014 YTD Total	Total Since Inception
PSP PAL Arrests	5	12	32	324
PAL Arrests	0	1	3	100
PSP Arrests	18	42	76	883
Other Arrests	9	28	59	1,439
Total	32	83	170	2,746

Team Activity	Weekly Total	Monthly Total	2014 YTD Total	Total Since Inception
Firearms Seized	0	2	7	322
FIRs	152	345	693	10,933
Compliance Checks	30	66	162	2,785
No Show Locations	0	0	1	391
Address Verifications	0	39	114	2,368



Yearly Comparison

PAROLE COMPLIANCE TEAM STATS

AS OF (02/28/14):

	2011/2012	2012/2013	2013/2014
PSP Arrests	224	530	129
Other Arrests	907	423	109
PSP PAL Arrests	40	193	91
PAL Arrests	53	37	10
Firearms Seized	133	152	37
Compliance Checks Conducted	1,123	1,273	389



Questions

