

California Criminal Justice Reform

May 23, 2018



CALIFORNIANS
FOR **SAFETY** AND **JUSTICE**

SAFEANDJUST.ORG

Background: Prisons Crisis

Decades of stringent sentencing =

- 23 prisons built
- 500% increase in prison spending
- 200% capacity
- Dangerous conditions
- High recidivism

5 Major Criminal Justice Reforms

- 2009 = parole reform
- 2011 = public safety realignment
- 2012 = Proposition 36
- 2014 = Proposition 47
- 2016 = Proposition 57

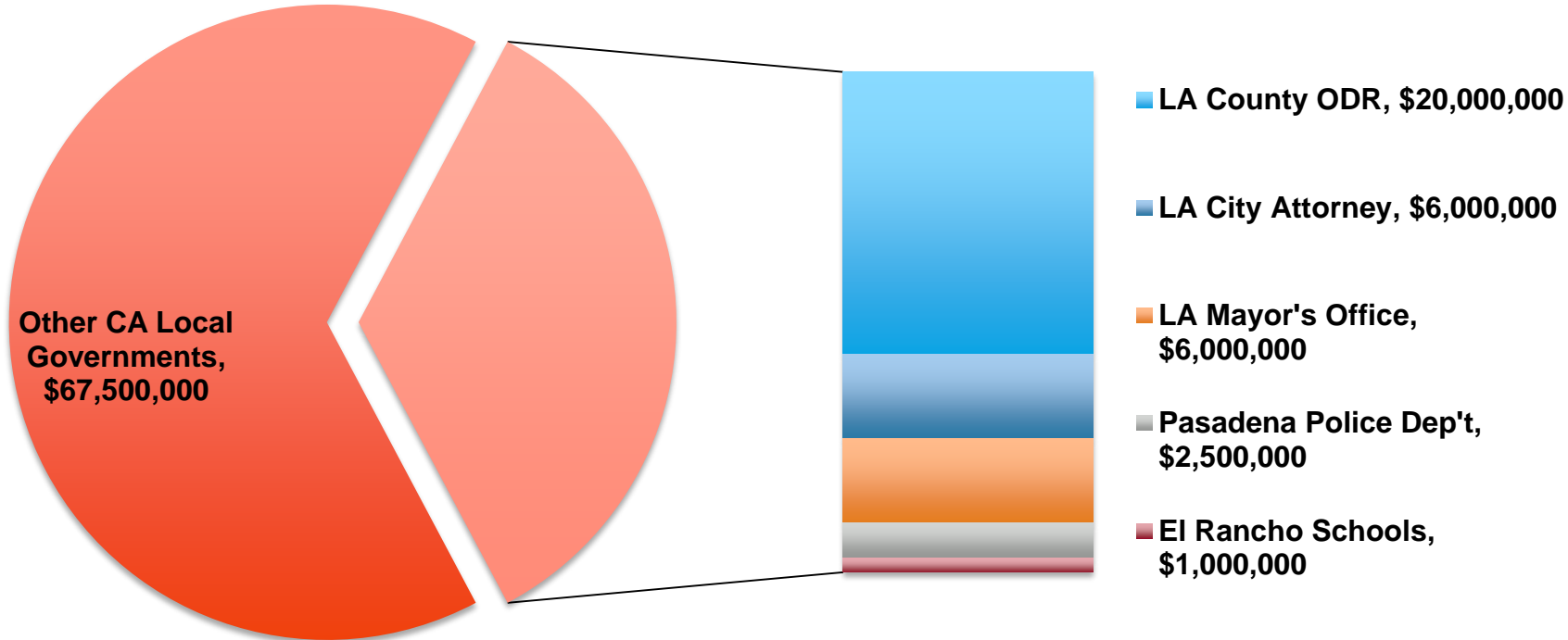
Impact: Reduced State Prison and Parole

- Parole Population = 70% decline
(158,000 in 2007 to 45,000 in 2018)
- Prison Population = 24% decline
(170,000 in 2007 to 129,000 in 2018)

Impact: Increased Money for Locals

- Realignment = over \$1 billion annually
- Prop 47 = \$103 million

Impact: \$35 Mil for LA County via Prop 47



Impact: Reduced Barriers to Stability

- More than 4,800 post-sentence completion restrictions on people with felony convictions
 - More than half are employment-related
- Prop 47 authorized record change petitions to change old criminal records
 - 1.5 million Californians eligible
 - 330,000 petitions for record change so far

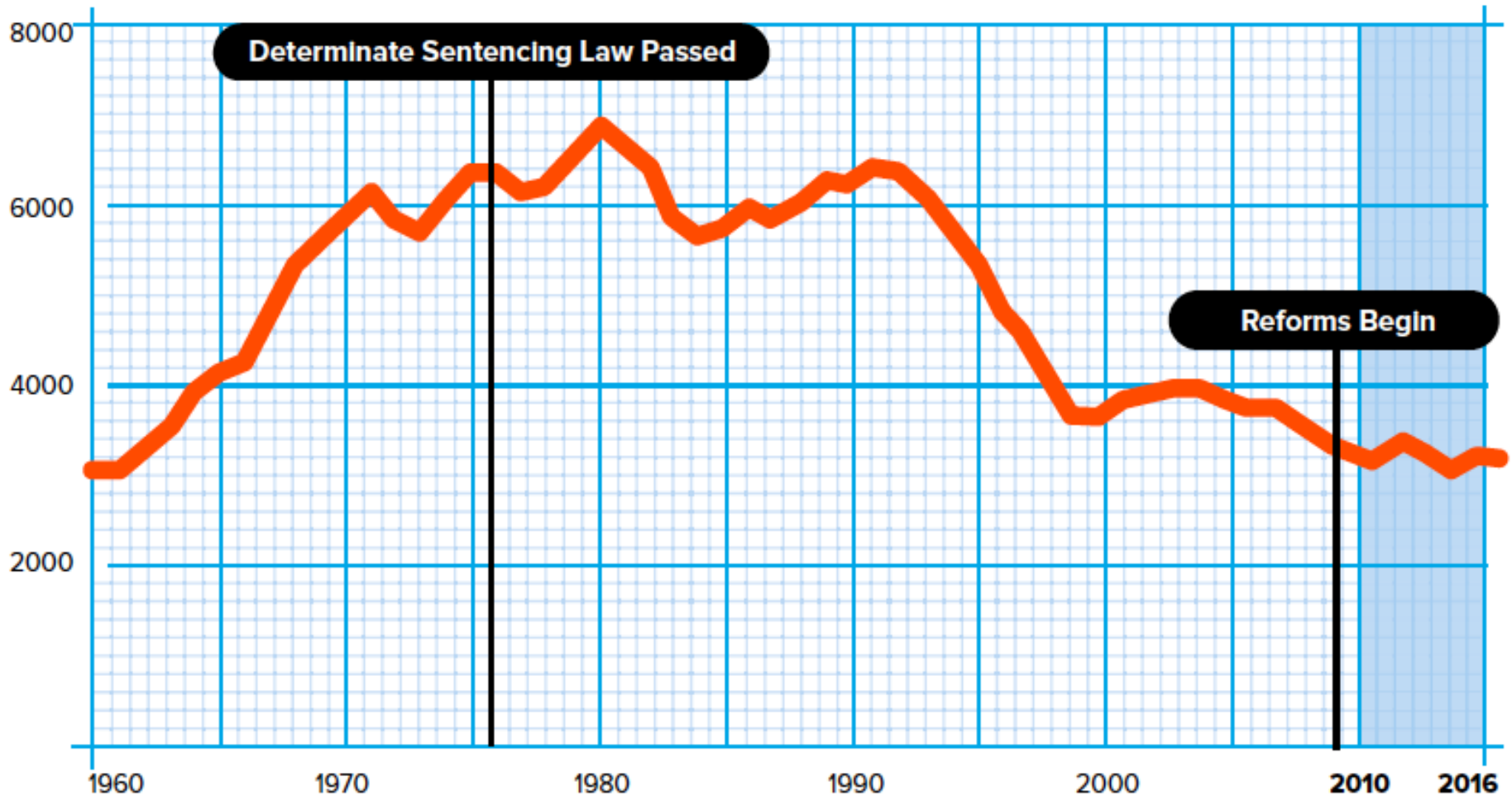
Impact: Crime Rates During Reform Era

From 2007 to 2016:

- Violent crime rates fell 15% statewide
- Property crime rates fell 16%

Impact: Statewide Crime Rates

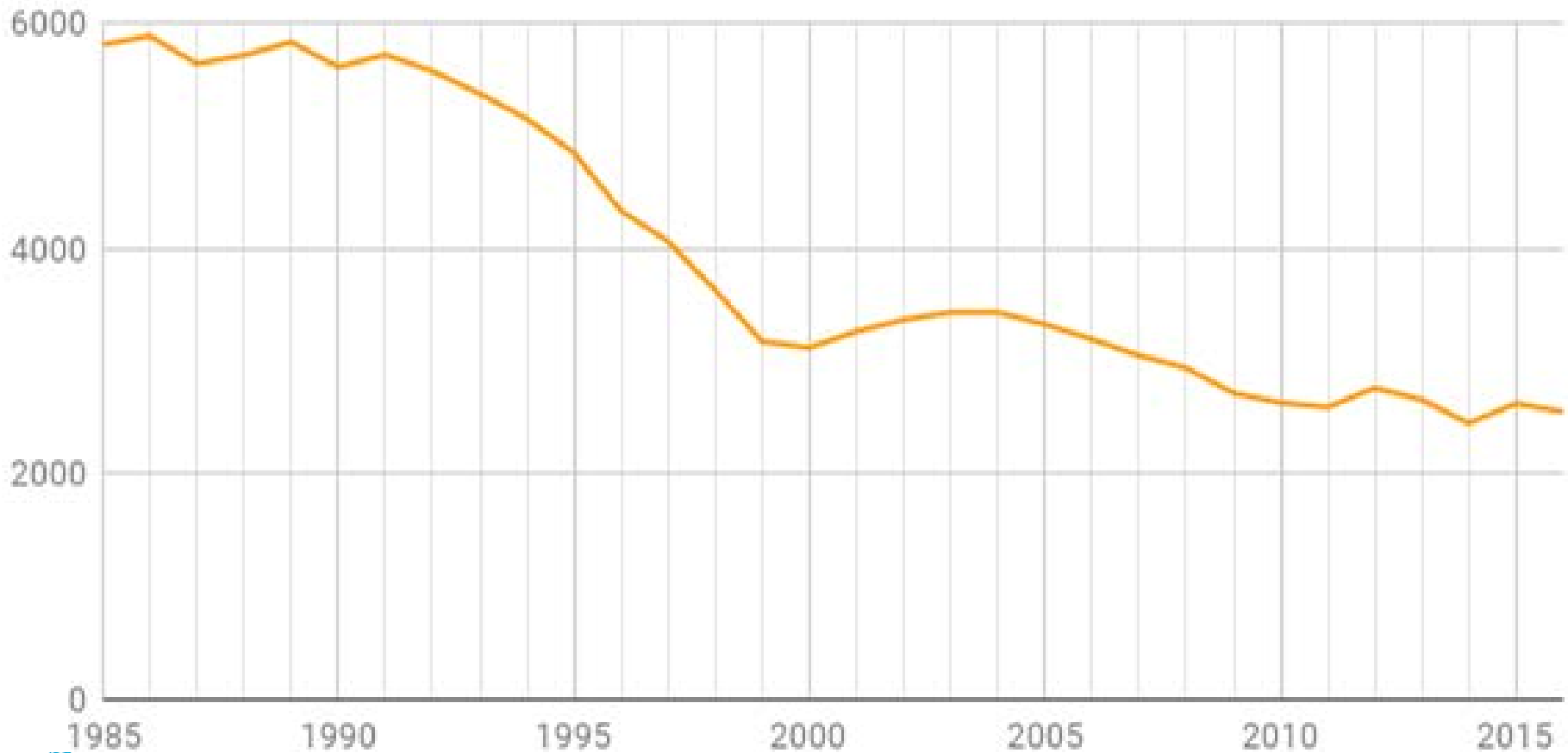
California Crimes Reported
Rate Per 100,000 Population



Impact: Property Crime Rates

California Property Crimes Reported, 1985-2016

Rate per 100,000 population



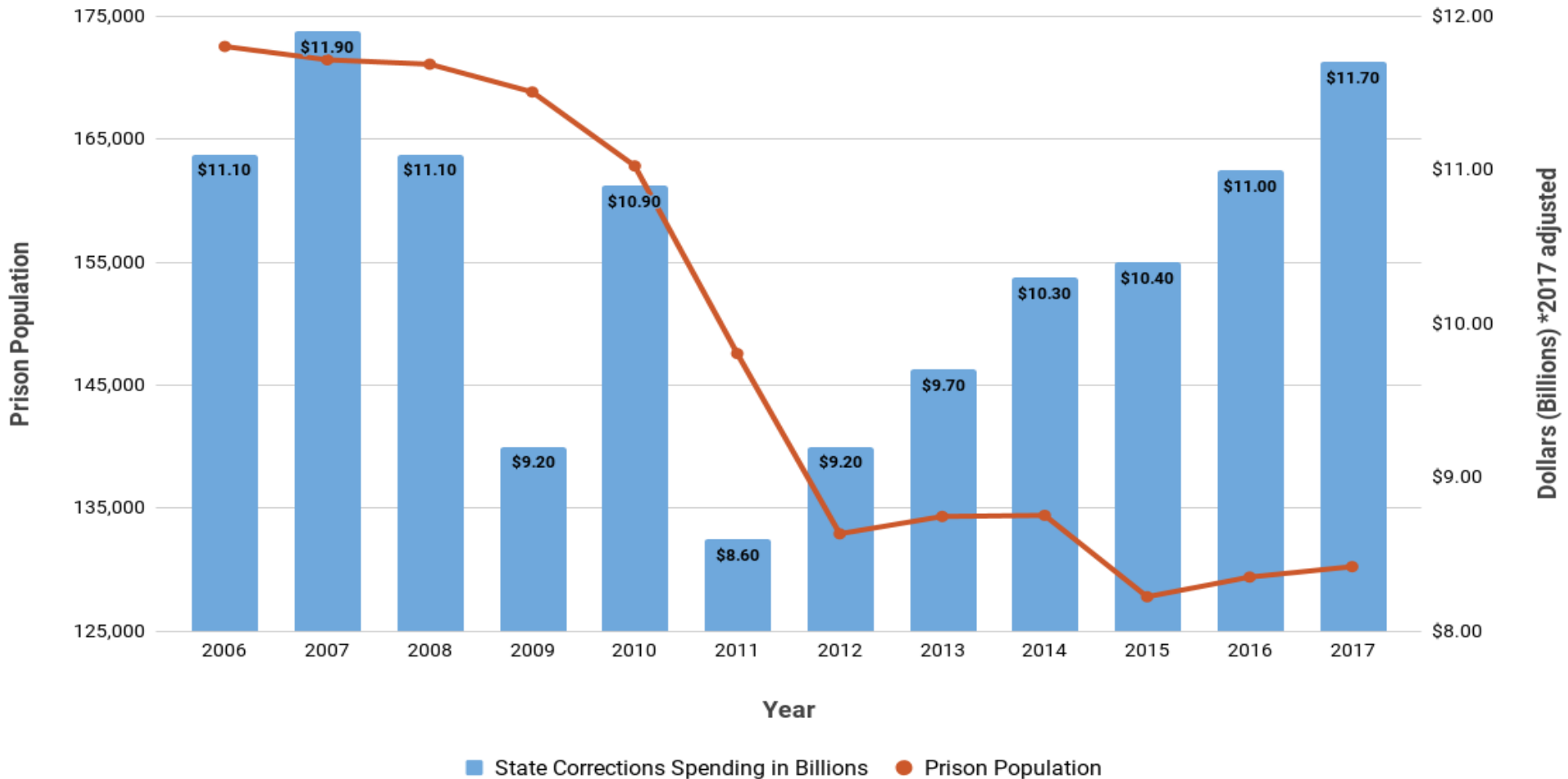
Impact: Variation in Crime Across Counties

Recent Study =

- Majority of California counties = property crime rates declined between 2010 and 2016
- Majority of California cities = property crime rates declined between 2010 and 2016

Impact: Continued High Prison Costs

Change in State Corrections Spending from Peak of California's Prison Population



More Reform Needed

Focusing crime control policy on sentencing does not work

- Sentencing = very little impact on crime rates
- Little Deterrent Effect
- Without Rehabilitation, Little Recidivism Impact

Research: Sentencing Doesn't Drive Crime

“[T]he evidence base demonstrates that lengthy prison sentences are ineffective as a crime control measure.”

-National Academy of Science

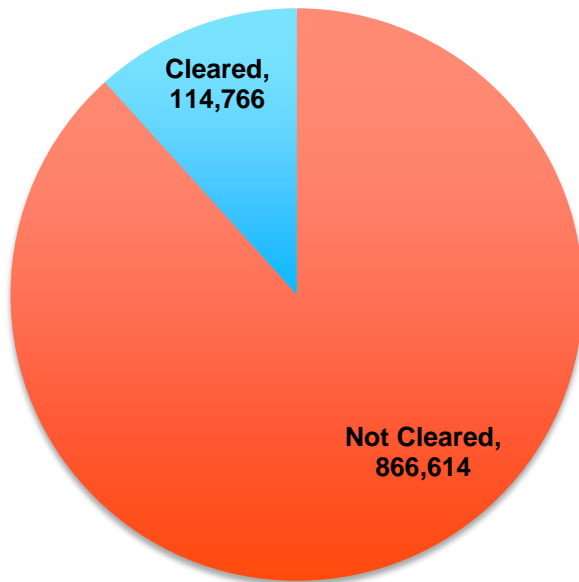
Most Crime Not Addressed by Justice System

2016 Clearance Rates

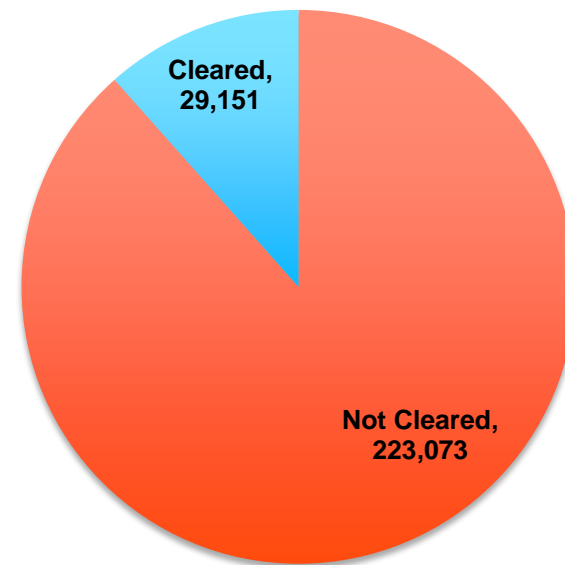
	National	California	Los Angeles
Violent	45.6%	44.6%	45.3%
Property	18.3%	11.5%	11.6%
Larceny/Theft	20.4%	12.5%	12.5%

Most Crime Addressed by Justice System

**2016 Property Crime Clearance -
Statewide**



**2016 Property Crime Clearance –
Los Angeles**



Refocus on Drivers of Crime

- Prevention and detection of crime drivers need to become center of crime policy
- Community stability more important than sentencing policy

Prevalence of Mental Health Issues

- 1 in 4 Californians = mental health challenges
- 1 in 6 Californians = need mental health services
 - 43% do not receive it
- 1 in 20 Californians = severe mental health challenges

Prevalence of Substance Abuse Issues

- 1 in 12 Californians = substance abuse or addiction issues, including alcohol, prescription medication, or other drugs
- 6% of people who need drug treatment receive it

Rebalancing Public Safety Investments

Reduce Prisons Budget, Reallocate to Scale

- Diversion
- Housing First
- Crisis Response
- Supervised Probation and Treatment
- Court Navigators
- Restorative Justice
- Mental Health and Substance Abuse
- Trauma Recovery
- Clean Slate